


5 Tips for Safely Recycling Disassembled Power Tool Battery Packs



1 If you are repairing or disassembling a power tool pack, remove battery pack from casing to expose tower cell.

2 Locate the tower cell on top of the batteries. Cut the wire to disconnect from the pack.



3 Bend down the metal tab on the tower cell and tape in place.




4 Remove or bend each tab on remaining batteries so none of the tabs are touching more than one battery. Tape all tabs in place.


5 Place the taped batteries and taped tower cell or bagged battery packs, in collection box.




Keep safety a priority by ensuring battery terminals are protected during shipping. Battery packs don't need to be disassembled, but if they are, safely ship them using these tips.

Helpful Hints:

 If a power tool battery pack is intact, place the entire battery pack in a plastic bag or tape its terminal.

 To protect terminals of a disassembled power tool battery pack, cover with tape.

 An additional layer of tape can be applied across the top of all the batteries to further protect terminals.

The Easy And Safe Way To Recycle Battery Packs



Disconnect and tape all tabs to protect terminals

-OR-



Put the entire pack in a bag for safe shipping