

# Battery & Cellphone Collection & Recycling Program




**DO NOT PLACE DAMAGED, DEFECTIVE, OR RECALLED BATTERIES INTO THIS BOX**

**NO SWOLLEN BATTERIES**



**NO DAMAGED BATTERIES**



## 1. PREPARE



Remove the shrink-wrap and lift the front flap of the outer box to reveal inner box. Do not remove or damage the flame retardant liner.

## 2. BUILD




Insert header tabs into top slots, side flaps into back slots and neatly position bags.

## 3. CHECK



**SCAN HERE** for battery ID guide



Check each battery's chemistry to ensure it is accepted in this recycling kit. Visually inspect each box and remove foreign objects to avoid safety incident.

## 4. PROTECT



**BAG or TAPE**



Place each pouch cell into its own bubble bag. Individually bag and seal any batteries or cellphones requiring protection. Cover the positive terminal with **NON-CONDUCTIVE TAPE** if no **CLEAR BAGS** are available.

## 5. DROP



Deposit sealed bag or bags into the box. Write the collection start date on the back of the box at the time of first use. Collect batteries for one year or until max weight (66 lbs/ 30 kgs) is reached.

## 6. PACK



**60 lbs/  
30 kgs  
MAX**

Fill any void space with bubble wrap or crumpled paper, release the header tabs and side flaps, remove backing from inside adhesive strips and insert side flaps as shown. **Do not ship if over max weight (66 lbs/ 30 kgs).**

## 7. SHIP



**Do not cover the pre-paid, pre-addressed return shipping label with any other label(s).** Write your return address and ship with your carrier's next pickup.

## SUPPORT

**Customer service:** 1.877.723-1297  
or [customerservice@call2recycle.org](mailto:customerservice@call2recycle.org)

**Charge Up Safety:** [call2recycle.org/safety](http://call2recycle.org/safety)

**General program info:** [call2recycle.org](http://call2recycle.org)

# Battery & Cellphone Collection & Recycling Program

Welcome to Call2Recycle®, the country's premier battery collection, logistics and recycling program dedicated to safety and environmental excellence. We appreciate your commitment to advancing safe and responsible battery recycling.



SCAN HERE for  
program resources



**Train everyone associated with the handling, collection or shipment of batteries to prevent fire and safety incidents.**

## RECYCLE THESE IN THIS BOX

**Rechargeable batteries:** (Up to 11 lbs & under 300 Watt-hours)

- Lithium Ion (Li-ion)
- Nickel Metal Hydride (Ni-MH)
- Small Sealed Lead Acid (SSLA/Pb)
- Nickel Zinc (Ni-Zn)
- Nickel Cadmium (Ni-Cd)

**Single-use batteries:**

- Lithium Primary
- Alkaline
- Carbon Zinc
- Button and Coin Cell

**Cellphones:** (all types and ages)

## DO NOT RECYCLE THESE IN THIS BOX

**NO damaged or defective batteries**

**NO batteries part of a recall**

**NO wet-cell batteries (car batteries)**

**NO batteries weighing over 11 lbs**

**NO batteries over 300 watt-hours**

(such as those in electric scooters, electric bikes, outdoor power equipment, etc.)

**Contact Customer Service at 877.723.1297 for further instructions  
on handling of damaged, defective or recalled batteries.**





## Bag or tape to prevent terminals from touching.

Place only one battery (or cellphone with battery) in a clear plastic bag.

Non-conductive packing tape may also be used to cover the positive (raised) terminal. All button and coin cell batteries need terminal protection.

**DO NOT** cover the battery brand name or chemistry.



## THIS BOX SHIPS UNDER SPECIAL PERMIT DOT SP-14849

Read all provided instructions prior to use.

## CALL2RECYCLE SAFETY & COMPLIANCE ADVISORY

Call2Recycle has a strict safety policy to ensure all battery shipments arrive at a sorting facility without incident. Program participants that do not comply with these rules may face suspension or termination.

**DO NOT** remove, manipulate, or damage the flame retardant liner.